

The HEMOBAG®

Get the benefits of ultrafiltration, Salvaging concentrated autologous whole blood quickly and easily, and **STOP** throwing blood away!



Global Blood Resources LLC

The patented HEMOBAG® Blood Salvage Device is a reservoir system that allows blood to be Salvaged, Hemoconcentrated and Infused back to the same patient quickly. A form of autologous whole blood management and conservation, it salvages anticoagulated whole blood from cardiopulmonary bypass circuits and other extracorporeal circuits using existing ultrafiltration technology.

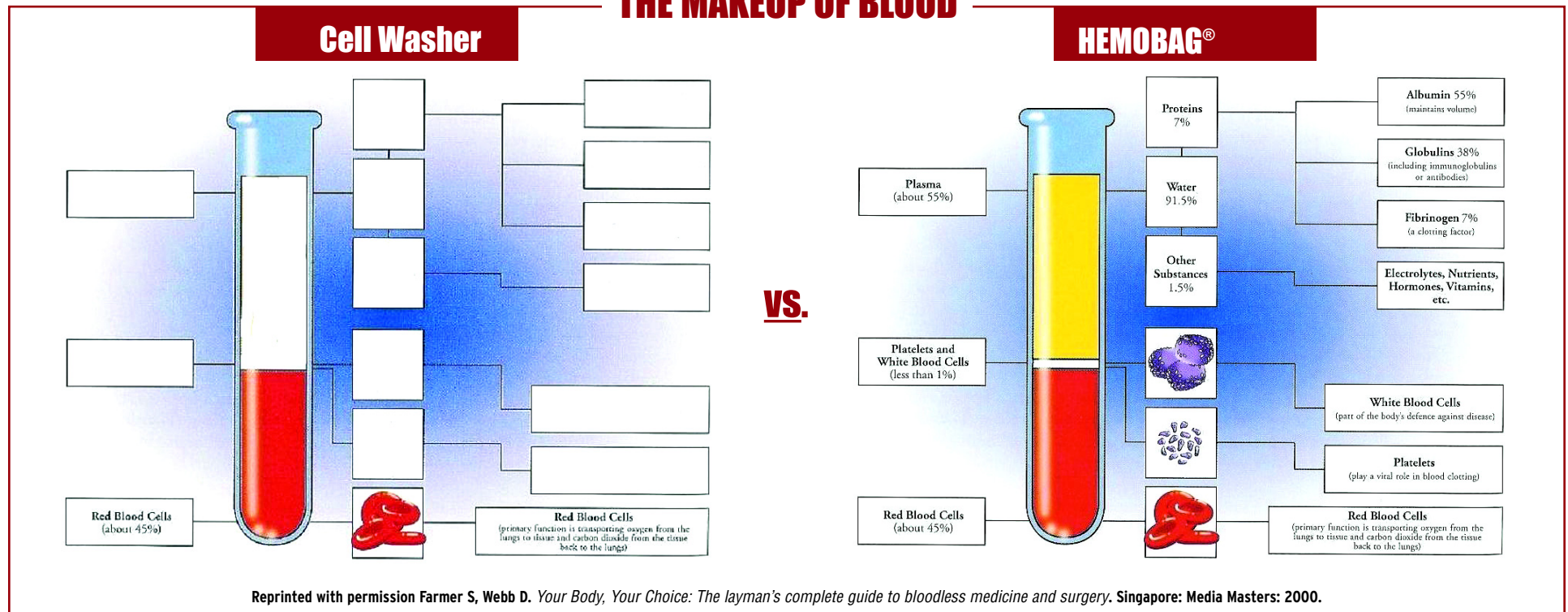
Our patented processing method concentrates the diluted anticoagulated whole blood within the closed circuit recovery loop of the tubing set by removing excess plasma water and low molecular weight solutes.

In addition, the HEMOBAG® lets you double the use of any hemoconcentrator, allowing it to be used both during a procedure and/or after the procedure to salvage autologous blood in the same or different circuit.

The benefits of ultrafiltration are numerous:

- Save patient's own concentrated platelets, clotting factors and plasma proteins especially albumin (COP).
- Create a hyperoncotic whole blood product that reduces anaphylatoxins and improves hematocrit, hemodynamics, pulmonary functions and hemostasis all within a matter of minutes of using any extracorporeal circuit.
- Efficiently salvage the patient's own autologous whole blood quickly while ensuring that the circuit remains primed and ready to go back on in an emergency.
- Doesn't throw any of the patient's own blood away.

THE MAKEUP OF BLOOD

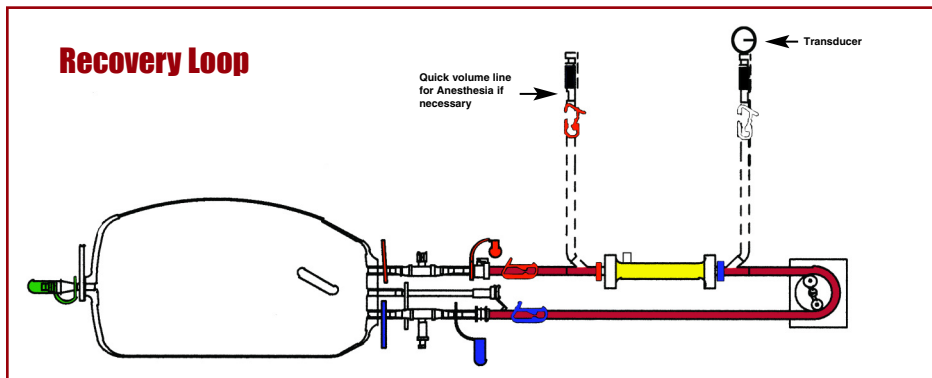
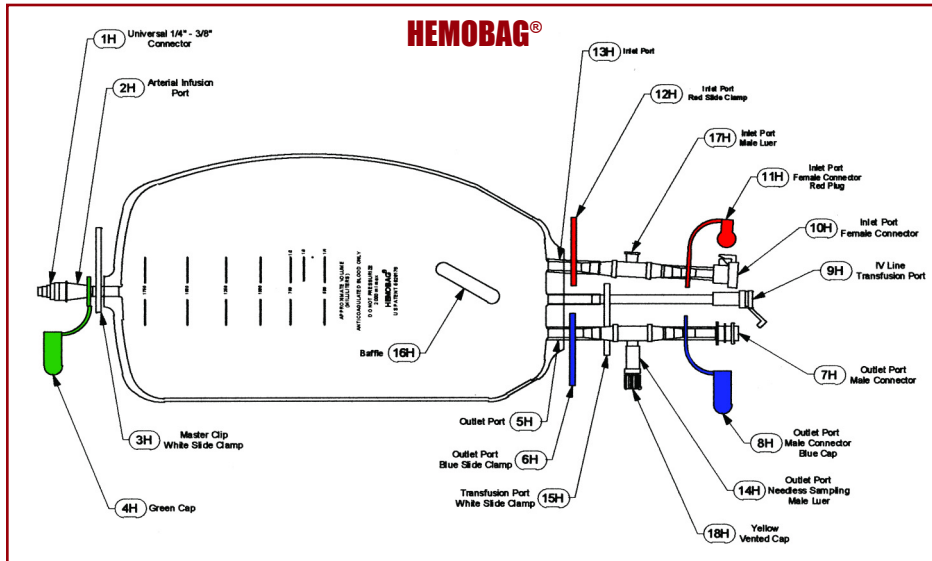


SPECIFICATIONS

The HEMOBAG® Blood Salvage Device

The HEMOBAG® Blood Salvage Device works in combination with any commercially available hemoconcentrator and the innovative TS3 Tubing Set, which is a series of tubing, connectors, adaptors and clamps that create a fluid pathway for anticoagulated whole blood.

The process of hemoconcentration is applied to blood that is hemodiluted. This process involves the selective removal of plasma water and its dissolved solutes by ultrafiltration. This technique removes large quantities of plasma water in a relatively short period of time, thereby reconstituting the red cell mass and plasma proteins. Ultrafiltration occurs as a result of a hydrostatic pressure gradient that exists across a semi-permeable membrane. The gradient is achieved by creating a positive blood pressure supplied by a blood pump and a negative filtrate pressure achieved by either siphon drainage or a vacuum suction.



Tubing Set

The **TS3 Tubing Set** is made up of two independent 1/4 inch tubing loops linked together.

1. The **"Standard Loop"** or intraoperative loop is used for traditional hemoconcentration during extracorporeal circuit use such as cardiopulmonary bypass surgery.
2. The **"Recovery Loop"** or post-procedural loop is used to enhance autologous whole blood salvaging in conjunction with the HEMOBAG® Blood Salvage Device at the end of the procedure that requires an extracorporeal circuit.

The TS3 Tubing Set is specifically designed to work with the HEMOBAG® Blood Salvage Device in performing hemoconcentration or ultrafiltration of anticoagulated whole blood collected from any extracorporeal circuit for autologous blood salvaging.

This patented processing method concentrates the diluted blood within the closed circulatory recovery loop and the HEMOBAG® Blood Salvage Device thereby producing a richly concentrated autologous whole blood product that is quickly made available for gravity infusion.

